



**Office of Children
and Family Services**

Supervision and Treatment Services for Juveniles Program (STSJP)

Completing the Annual Plan

August 17, 2021

Lynn Tubbs, Director of Cross Systems Supports

Geneva Hilliard, Program Specialist

Karen Sessions, Supervisor

Division of Youth Development and Partnerships for Success

STSJP Overview

What is STSJP?

- In 2011, the Supervision and Treatment Services for Juveniles Program (STSJP) was created as part of the New York State juvenile justice reform to
 - incentivize the use of local programs to divert youth from detention or residential care and
 - to safely maintain the target population in the community pending a family court disposition or conviction in criminal court.
- Legislative changes (Raise the Age [RTA] and Persons in Need of Supervision [PINS] Reform) have expanded the youth eligible for STSJP services and afforded municipalities with additional opportunities to provide a continuum of community-based programming.
- The STSJP Program Year runs from October 1 through September 30.



What Youth Are Eligible for STSJP Services?

- Youth at risk of becoming, alleged to be, or adjudicated as Persons In Need of Supervision (PINS)
- Youth at risk of becoming, alleged to be, or adjudicated as Juvenile Delinquents (JDs), both non-Raise the Age (RTA) JDs and RTA JDs
- Youth who are alleged to be or convicted as Juvenile Offenders (JOs), Adolescent Offenders (AOs), or Youthful Offenders (YOs)

What Is Required to Use STSJP Funds?

- A municipality that elects to use STSJP funds for programs that prevent the detention and placement of youth must
 - designate a lead agency for the purposes of planning and administering services under STSJP;
 - engage in a collaborative effort to support the successful planning and administration of STSJP-funded programs (Executive Law § 529-b) ;
 - submit an STSJP Annual Plan for Office of Children and Family Services' (OCFS) review and approval, as prescribed in Executive Law § 529-b; and
 - each STSJP funded program is **required** to report data to NYS OCFS bi-annually.



What Is the Relationship Between the Municipality's STSJP Annual Plan and the Comprehensive RTA Plan?

- Municipalities looking to create new or expand existing STSJP programs to serve RTA youth, and request 100 percent state reimbursement for this programming, must include those costs in their comprehensive RTA plan and receive NYS Division of Budget (DOB) approval of the RTA plan.
- STSJP-RTA is used as a distinction from current or typical STSJP programs
- STSJP-RTA programs must also be included in the municipality's STSJP Annual Plan.



STSJP Annual Plan

STSJP Annual Plan

The Annual Plan must detail how supervision and treatment services will be provided.

Municipalities need to

- utilize the STSJP Annual Plan (OCFS-2121) form and submit to OCFS by **September 8, 2021**, for approval;
- rely on data to support the development of a continuum of services and degrees of supervision that would best meet the needs of the youth locally at risk of entering, or involved in, their juvenile justice system; and
- prioritize programs that will reduce racial, economic, and/or gender disparities where they exist.



Resources for Plan Development

- OCFS STSJP website: <https://ocfs.ny.gov/programs/youth/stsjp/>
- STSJP mailbox: stsjp@ocfs.ny.gov
- OCFS PINS website: <https://ocfs.ny.gov/programs/youth/pins/>
- PINS mailbox: PINS@ocfs.ny.gov
- Municipality detention and placement data on the OCFS Youth Development and Partnerships for Success website pages: <https://ocfs.ny.gov/reports/detention/> and <https://ocfs.ny.gov/programs/youth/stsjp/planning.php>
- Youth justice data available on the New York State Division of Criminal Justice Services website at <https://www.criminaljustice.ny.gov/crimnet/ojsa/stats.htm>



OCFS STSJP Website

Supervision and Treatment

STSJP Home

Funding Guidelines

Municipal Planning Resources

Completing the Annual Plan

Recording Program Data

Claiming for Reimbursement

FAQ

Annual Reports


Municipal Planning Resources

Contents

[State/Regional Information](#)

[County Information](#)

When completing an STSJP plan, each municipality should rely on data to support the development of a continuum of services and degrees of supervision. The system should operate on the principles of using the least restrictive alternative possible, cultural competence, and accessibility to the youth served. To support municipalities in their planning efforts, OCFS is providing the following information:

- **STSJP Monitoring Reports** showing county-level service and outcome data at each continuum point for STSJP and STSJP-RTA funded programming (see section below).
- **Approved STSJP Plans** from the most recent two years, when applicable (see section below).
- **Annual Juvenile Justice Detention Stat Sheets** for the preceding calendar year. These sheets provide annual detention admissions, lengths of stay, and various demographics.
- **Annual Juvenile Justice Detention Monitoring Report** for Detention Admission Trends (see Table 10).
- **Annual Out of Home Placement Admissions Data Packet** for annual and five-year trend data on youth admitted to OCFS facilities and foster care settings by county and case type (i.e., Adolescent Offender, Juvenile Offender, Juvenile Delinquent, Persons in Need of Supervision, and Other Child Welfare).
- **General Population Data** for estimates of New York State youth under age 18 by county, sex at birth, race, and ethnicity.
 - [2019 Population Estimates](#) 



OCFS STSJP Website


Completing the Annual Plan

Form




Use the following form to apply to OCFS for a waiver to roll over any portion of the municipality's anticipated unspent 2020–2021 STSJP allocation.

- [OCFS 2121.1—Request for Rollover Waiver Form](#) 

Use the following form to complete your municipality's STSJP Annual Plan for PY 2021-2022. For additional guidance, please keep reading below.

- [OCFS-2121](#) , Supervision and Treatment Services for Juveniles Program (STSJP) Annual Plan for Program Year 2021-202

Use the following resources and information to assist you in completing the STSJP Annual Plan for PY 2021-2022.

- [Supervision and Treatment Services for Juveniles Program \(STSJP\) Annual Plan Development Guide](#) 
- [Supervision and Treatment Services for Juveniles Program \(STSJP\) Funding Calculator](#) 
- Completing the Annual Plan Webinar
 - Annual Plan Webinar - PDF of slidedeck - *To be updated*
 - Annual Plan Webinar - video (slidedeck with narration) - *To be updated*
- [OCFS 2121 STSJP Annual Plan PY 2021-2022 James County example](#) 



STSJP Monitoring Reports



Office of Children and Family Services

Publication Date: July 7, 2020

STSJP
PY 2019-2020

HIGHLIGHTS
PERIOD 10/1

The Supervision and Treatment Governor Cuomo's vision to tr financial support to municipal contact by engaging youth in t

- Prevention (P)
- Early Intervention (EI)
- Alternatives to Detent
- Alternatives to Placen
- Reentry/Aftercare (R/

Funding is available from two State reimbursed (Executive L RTA, where 100 percent of th Law § 54-m).

Reporting Period: 10-01-2019 to 03-31-2020
Data Source: STSJP County Summary Sheets

Table 1. Characteristics of Youth Served by Program Type

STSJP Funded Programs New York State	Program Type ¹												Total Served ²	
	Prevention		Early Intervention		JO/JD ATD		PINS ATD/ATPDP		ATP		Reentry/ Aftercare		#	%
	#	%	#	%	#	%	#	%	#	%	#	%		
Total Served	898	20%	617	13%	747	16%	111	2%	2,195	48%	30	1%	4,598	100%
Sex														
Male	524	58%	390	63%	570	76%	50	45%	1,548	71%	20	67%	3,102	67%
Female	374	42%	227	37%	175	23%	61	55%	626	29%	10	33%	1,473	32%
Unknown	0	0%	0	0%	2	0%	0	0%	21	1%	0	0%	23	1%
Ethnicity														
Hispanic	134	15%	100	16%	157	21%	30	27%	553	25%	4	13%	978	21%
Non-Hispanic	751	84%	509	82%	531	71%	80	72%	1,338	61%	26	87%	3,235	70%
Unknown	13	1%	8	1%	59	8%	1	1%	304	14%	0	0%	385	8%
Race ³														
Black	417	46%	212	34%	386	52%	73	66%	1,230	56%	18	60%	2,336	51%
White	386	43%	355	58%	267	36%	20	18%	558	25%	14	47%	1,600	35%
Asian/PI	6	1%	9	1%	4	1%	1	1%	58	3%	0	0%	78	2%
Native American/Alaskan	3	0%	2	0%	2	0%	0	0%	17	1%	0	0%	24	1%
Other	70	8%	40	6%	41	5%	7	6%	230	10%	0	0%	388	8%
Unknown	41	5%	16	3%	58	8%	11	10%	143	7%	0	0%	269	6%
Age at Program Start														
13 years and under	380	42%	177	29%	136	18%	9	8%	268	12%	3	10%	973	21%
14 years	166	18%	134	22%	166	22%	24	22%	383	17%	4	13%	877	19%
15 years	163	18%	158	26%	267	36%	25	23%	550	25%	11	37%	1,174	26%
16 years	115	13%	99	16%	109	15%	28	25%	532	24%	10	33%	893	19%
17 years	40	4%	50	8%	55	7%	24	22%	412	19%	2	7%	583	13%
18 years and over	34	4%	0	0%	14	2%	1	1%	50	2%	0	0%	99	2%
Average Age ⁴	13.4		14.4		14.7		15.3		15.2		16.6		14.7	

STSJP Program Summary Tables

Youth Served Summary
(P) Outcomes
(E) Outcomes
(ATD-ATPDP) Outcomes
(ATP) Outcomes
(RA) Outcomes

STSJP PY 2020-2021										SUMMARY OF YOUTH SERVED			#Served	#Discharged	%					
										0	0	0%								
Age										Race & Ethnicity			SOGE							
Table 4. Youth Served by Age (yrs.) at Enrollment Approved Service Domain (All)										Table 5. Youth's Race and Ethnicity Approved Service Domain (All)			Table 6. Youth's Sex at Birth Approved Service Domain (All)							
	STSJP #	STSJP %	STSJP-RTA #	STSJP-RTA %	Total #	Total %		STSJP #	STSJP %	STSJP-RTA #	STSJP-RTA %	Total #	Total %		STSJP #	STSJP %	STSJP-RTA #	STSJP-RTA %	Total #	Total %
(blank)	0	0.0%	0	0.0%	0	0.0%	(missing info)							(blank)	0	0.0%	0	0.0%	0	0.0%
7	0	0.0%	0	0.0%	0	0.0%	Hispanic							Male	0	0.0%	0	0.0%	0	0.0%
8	0	0.0%	0	0.0%	0	0.0%	Black/African American							Female	0	0.0%	0	0.0%	0	0.0%
9	0	0.0%	0	0.0%	0	0.0%	White							Unknown	0	0.0%	0	0.0%	0	0.0%
10	0	0.0%	0	0.0%	0	0.0%	Asian/Pacific Islander							Total	0	0.0%	0	0.0%	0	0.0%
11	0	0.0%	0	0.0%	0	0.0%	Native American/Alaskan							Table 7. Youth's Gender Identity Approved Service Domain (All)						
12	0	0.0%	0	0.0%	0	0.0%	Other								STSJP #	STSJP %	STSJP-RTA #	STSJP-RTA %	Total #	Total %
13	0	0.0%	0	0.0%	0	0.0%	Unknown							(blank)	0	0.0%	0	0.0%	0	0.0%
14	0	0.0%	0	0.0%	0	0.0%	Total	0	0.0%	0	0.0%	0	0.0%	Male	0	0.0%	0	0.0%	0	0.0%
15	0	0.0%	0	0.0%	0	0.0%	Note: On the Provider Roster tab, ethnicity and race are reported as separate variables, allowing for multiple responses to be selected for each youth. For ease of using the pivot tables, responses from these variables have been transformed into a new variable (showing as Race_Ethnicity in the pivot field list and used in the table above). This new variable prioritizes one category per youth. Designated categories are prioritized in the following order: 1. Hispanic; 2. Black/African American; 3. Native American/Alaskan; 4. Asian/Pacific Islander; 5. White; 6. Other; 7. Unknown. Counts marked as "missing info".			Female	0	0.0%	0	0.0%	0	0.0%				
16	0	0.0%	0	0.0%	0	0.0%								Transgender	0	0.0%	0	0.0%	0	0.0%
17	0	0.0%	0	0.0%	0	0.0%								Gender Non-Conforming	0	0.0%	0	0.0%	0	0.0%
18	0	0.0%	0	0.0%	0	0.0%														
19	0	0.0%	0	0.0%	0	0.0%														
20	0	0.0%	0	0.0%	0	0.0%														
21	0	0.0%	0	0.0%	0	0.0%														
Total	0	0.0%	0	0.0%	0	0.0%														

Youth Served Summary

- Reports on demographics
- Tables use youth start dates as counts

STSJP PY 2020-2021										SUMMARY OF YOUTH DISCHARGED			
Prevention (P) Outcomes													
Table 1. Number and Percent of Youth Discharged from Prevention Programming Approved Service Domain: Prevent 1										Table 4c. Outcome: Truancy Approved Service Domain: Prevent 1			
	# Served	STSJP #	STSJP-RTA #	Total #	%		STSJP #	STSJP %	STSJP-RTA #	STSJP-RTA %	Total #	Total %	
# Served	0	0	0	0	0.0%	(blank)	0	0.0%	0	0.0%	0	0.0%	
# Discharged	0	0	0	0	0.0%	No	0	0.0%	0	0.0%	0	0.0%	
% Discharged	0.0%	0.0%	0.0%	0.0%	0.0%	Yes	0	0.0%	0	0.0%	0	0.0%	
						Info Not Collected	0	0.0%	0	0.0%	0	0.0%	
						Total	0	0.0%	0	0.0%	0	0.0%	
Table 2. Length of Service Stats for Youth Discharged from Prevention Programming Approved Service Domain: Prevent 1										Table 4d. Outcome: School Suspension Approved Service Domain: Prevent 1			
	STSJP #	STSJP-RTA #	Total #			STSJP #	STSJP %	STSJP-RTA #	STSJP-RTA %	Total #	Total %		
Minimum length of service (days)	0	0	0	0.0%	(blank)	0	0.0%	0	0.0%	0	0.0%		
Maximum length of service (days)	0	0	0	0.0%	No	0	0.0%	0	0.0%	0	0.0%		
Average length of service (days)	0.00	0.00	0.00	0.00%	Yes	0	0.0%	0	0.0%	0	0.0%		
					Info Not Collected	0	0.0%	0	0.0%	0	0.0%		
					Total	0	0.0%	0	0.0%	0	0.0%		
Table 3a. Program Involvement: Complied with Rules and Standards Approved Service Domain: Prevent 1										Table 4e. Outcome: PINS Referrals Approved Service Domain: Prevent 1			
	STSJP #	STSJP %	STSJP-RTA #	STSJP-RTA %	Total #	Total %		STSJP #	STSJP %	STSJP-RTA #	STSJP-RTA %	Total #	Total %
(blank)	0	0.0%	0	0.0%	0	0.0%	(blank)	0	0.0%	0	0.0%	0	0.0%
No	0	0.0%	0	0.0%	0	0.0%	No	0	0.0%	0	0.0%	0	0.0%
Yes	0	0.0%	0	0.0%	0	0.0%	Yes	0	0.0%	0	0.0%	0	0.0%
Info Not Collected	0	0.0%	0	0.0%	0	0.0%	Info Not Collected	0	0.0%	0	0.0%	0	0.0%
						Total	0	0.0%	0	0.0%	0	0.0%	

Outcome Summaries

- Reports by domain
- Tables use youth end dates as counts



Annual Plan – Part I Municipality Level Details



Part I - Municipality Level Details

- **A—Municipality Level Analysis**
 - **1—Communities (ZIP codes) and factors** leading to high admissions in out of home settings
 - **2—Population distribution and any disparities**, and how plan addresses them

Race/Ethnicity	2019 General Population <18 years		2020 Detention Admissions <18 years		2020 Placement Admissions <18 years	
	#	%	#	%	#	%
Black/African American	█	█	█	█	█	█
White	█	█	█	█	█	█
Native American/Alaskan	█	█	█	█		
Asian/Pacific Islander	█	█	█	█		
Hispanic	█	█	█	█	█	█

Sex Assigned at Birth	2019 General Population <18 years		2020 Detention Admissions <18 years		2020 Placement Admissions <18 years	
	#	%	#	%	#	%
Male	█	█	█	█	█	█
Female	█	█	█	█	█	█

Part I - Municipality Level Details

- **B—Collaboration** in STSJP Annual Plan development and implementation with required partners, including families and youth
 - 1--**Stakeholder engagement** to include, but not limited to
 - local departments of probation and social services, law enforcement agencies, district attorneys, youth bureaus;
 - courts and lawyers for children/defense bar; and
 - service providers, schools and youth development programs.
 - 2—Gathering and incorporating participant **family** and **youth** feedback in plan development
 - 3—Gathering and incorporating **community** feedback in plan development
- **C. Cooperative Application**—only complete if applicable



Annual Plan – Part II

Program Level Details



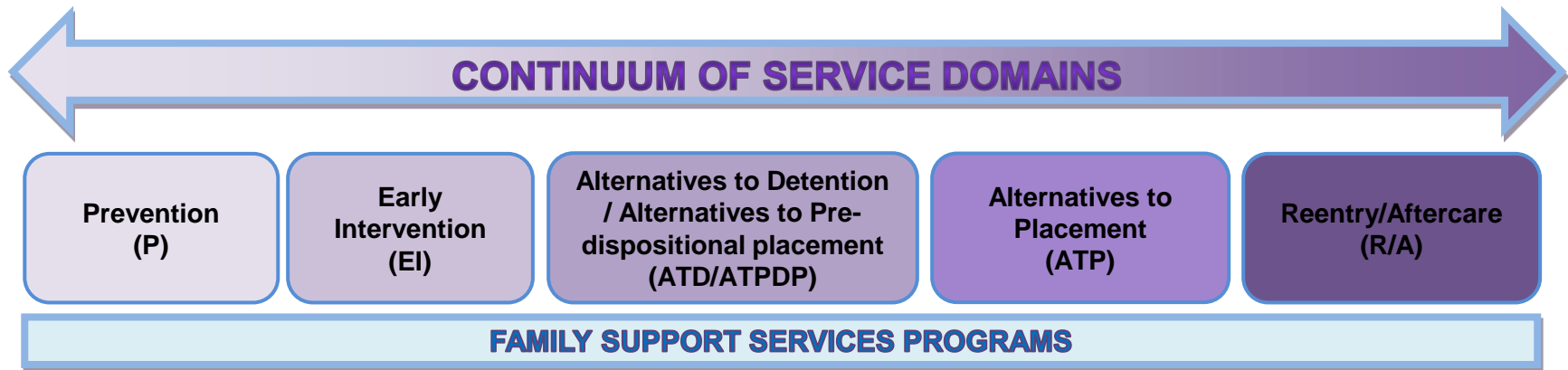
Part II – Program Level Details

- A—Program Contact Information
- B—Program Description and Target Population
 - 1—Family Support Services
 - 2—Service types for STSJP and STSJP-RTA programs
 - 3—ZIP codes to be served
 - 4—Program Description
 - Family focused
 - Must include all narrative components relevant to all service types chosen and any specific populations (FSS is PINS only; RTA youth [16 & 17 year-olds])
 - 5—Ability to replicate



STSJP Programming

- A youth's level of system involvement will determine their programming needs along the continuum of care.
- Service domains align with key decision points in the youth justice system, making STSJP an outcome-based approach to serving youth and families.
- Family Support Services (FSS) is not an additional domain on the youth justice continuum, but a specific comprehensive set of legislatively outlined services that can be utilized across the youth justice continuum for PINS youth only.



STSJP Programming – FSS

- The enacted PINS legislation of 2019 created a new Title 12 of Article 6 of the Social Services Law relating to **Family Support Services Programs (FSS)**, which may be created at local option.
- The goal of these programs are to provide community-based services to children and families to prevent PINS petitions from being filed, PINS adjudications and PINS out-of-home placements.



Part II – Program Level Details

PART II – PROGRAM LEVEL DETAILS																								
PROGRAM		1																						
A. PROGRAM 1 CONTACT INFORMATION																								
Program 1 Name: [REDACTED]																								
Operating Agency: [REDACTED]																								
Program Mailing Address: [REDACTED]																								
Address Line 2: [REDACTED]																								
City: [REDACTED]		State: NY	ZIP Code: [REDACTED]																					
Program Contact's Name: [REDACTED]		Title: [REDACTED]																						
Phone: ([REDACTED]) [REDACTED]	Ext: [REDACTED]	Email: [REDACTED]																						
B. PROGRAM 1 DESCRIPTION AND TARGET POPULATION																								
1. A Family Support Service program (FSS) may ONLY serve youth at risk of becoming, alleged to be, or adjudicated as PINS. This program meets the legal definition of a Family Support Services (FSS) program (Social Services Law Section 458-m) and will operate in this capacity for PY 2021-2022. <input type="checkbox"/> Yes <input type="checkbox"/> No																								
2. Please check all applicable boxes below to identify the service types that will be utilized for this program in PY 2021-2022:																								
<table border="1"> <thead> <tr> <th>STSJP</th> <th>STSJP-RTA</th> <th></th> </tr> </thead> <tbody> <tr> <td><input type="checkbox"/></td> <td><input type="checkbox"/></td> <td>Prevention (P)</td> </tr> <tr> <td><input type="checkbox"/></td> <td><input type="checkbox"/></td> <td>Early Intervention (EI)</td> </tr> <tr> <td><input type="checkbox"/></td> <td><input type="checkbox"/></td> <td>Alternative to Detention / Pre-Dispositional Placement (ATD / ATPDP)</td> </tr> <tr> <td><input type="checkbox"/></td> <td><input type="checkbox"/></td> <td>Alternative to Placement (ATP)</td> </tr> <tr> <td><input type="checkbox"/></td> <td><input type="checkbox"/></td> <td>Reentry / Aftercare (R / A)</td> </tr> <tr> <td><input type="checkbox"/></td> <td><input type="checkbox"/></td> <td>Indirect Services</td> </tr> </tbody> </table>				STSJP	STSJP-RTA		<input type="checkbox"/>	<input type="checkbox"/>	Prevention (P)	<input type="checkbox"/>	<input type="checkbox"/>	Early Intervention (EI)	<input type="checkbox"/>	<input type="checkbox"/>	Alternative to Detention / Pre-Dispositional Placement (ATD / ATPDP)	<input type="checkbox"/>	<input type="checkbox"/>	Alternative to Placement (ATP)	<input type="checkbox"/>	<input type="checkbox"/>	Reentry / Aftercare (R / A)	<input type="checkbox"/>	<input type="checkbox"/>	Indirect Services
STSJP	STSJP-RTA																							
<input type="checkbox"/>	<input type="checkbox"/>	Prevention (P)																						
<input type="checkbox"/>	<input type="checkbox"/>	Early Intervention (EI)																						
<input type="checkbox"/>	<input type="checkbox"/>	Alternative to Detention / Pre-Dispositional Placement (ATD / ATPDP)																						
<input type="checkbox"/>	<input type="checkbox"/>	Alternative to Placement (ATP)																						
<input type="checkbox"/>	<input type="checkbox"/>	Reentry / Aftercare (R / A)																						
<input type="checkbox"/>	<input type="checkbox"/>	Indirect Services																						
*Note: If you indicated this program will operate as an FSS, it cannot provide STSJP-RTA services under this program.																								
3. Please list the ZIP codes this program will target: [REDACTED]																								



Part II – Program Level Details

4. Describe the program, including how it is family focused. If you answered “Yes” to Q1 (FSS), be sure to demonstrate how your program meets each requirement of the legislation. Also, please explain how each of the service types selected in Q2 will address the unique needs of youth at that system point, and how those services will aid in the reduction of youth detained and residentially or otherwise placed. If you selected Indirect Services, please list them. (Please refer to the STSJP Annual Plan Development Guide for additional guidance.)

5. Is the program capable of being replicated across multiple locations? Yes No



Part II – Program Level Details

- C—Program Performance History
 - Refer to STSJP data files for programs funded in PY 2020-2021.

C. PROGRAM 1 PERFORMANCE HISTORY (REFER TO YOUR MUNICIPALITY'S STSJP DATA FILES.)

1. What, if any, funding did this program receive in PY 2020-2021? If the program was approved in PY 2020-2021, but was not implemented or is anticipated to serve no youth, please choose None.
 None (If none, skip to section D.) STSJP STSJP-RTA

2. Please use the table to record **how many youth (#) were served** by the program between 10/1/2020 and 3/31/2021. Enter zero (0) if not applicable.

Approved Funding	Program Type							Total	
	P	EI	ATD/ATPDP				ATP		R/A
			(PINS)	(JO/JD)	(JD-RTA)	(AO)			
STSJP	<input type="checkbox"/>	<input type="checkbox"/>	<input type="checkbox"/>	<input type="checkbox"/>	<input type="checkbox"/>	<input type="checkbox"/>	<input type="checkbox"/>	<input type="checkbox"/>	
STSJP-RTA	<input type="checkbox"/>	<input type="checkbox"/>	<input type="checkbox"/>	<input type="checkbox"/>	<input type="checkbox"/>	<input type="checkbox"/>	<input type="checkbox"/>	<input type="checkbox"/>	
Total	<input type="checkbox"/>	<input type="checkbox"/>	<input type="checkbox"/>	<input type="checkbox"/>	<input type="checkbox"/>	<input type="checkbox"/>	<input type="checkbox"/>	<input type="checkbox"/>	

3. Based on the program's record of youth served, do you anticipate this program serving more or less than its projected capacity on 9/30/2021? Please explain:

STSJP Provider Roster Example

Enrollment / Discharge		Program Details (check STSJP Plan)		
Youth's Start Date	Youth's End Date	Approved Funding	Approved Service Domain	Youth's Case Type
10-01-2020	10-08-2020	STSJP	Alternative to Detention/Pre-Dispositional Placement	JD (non-RTA)
10-15-2020	10-25-2020	STSJP	Alternative to Detention/Pre-Dispositional Placement	JD (non-RTA)
10-15-2020	10-20-2020	STSJP	Alternative to Detention/Pre-Dispositional Placement	JD (non-RTA)
10-20-2020	10-30-2020	STSJP-RTA	Alternative to Detention/Pre-Dispositional Placement	JD (RTA)
12-20-2020	01-31-2021	STSJP-RTA	Alternative to Detention/Pre-Dispositional Placement	AO
01-20-2021	02-15-2021	STSJP-RTA	Alternative to Detention/Pre-Dispositional Placement	AO
02-20-2021	03-30-2021	STSJP-RTA	Alternative to Detention/Pre-Dispositional Placement	AO
03-01-2021	03-15-2021	STSJP	Alternative to Detention/Pre-Dispositional Placement	JD (non-RTA)



Program Summary Tables - Youth Served Example

► Table 1. Total Youth Served by Domain

	STSJP		STSJP-RTA		Total #	Total %
	#	%	#	%		
(blank)	0	0.0%	0	0.0%	0	0.0%
Prevention	0	0.0%	0	0.0%	0	0.0%
Early Intervention	0	0.0%	0	0.0%	0	0.0%
Alternative to Detention/Pre-Dispositional Placement	4	100.0%	4	100.0%	8	100.0%
Alternative to Placement	0	0.0%	0	0.0%	0	0.0%
Reentry/Aftercare	0	0.0%	0	0.0%	0	0.0%
Total	4	100.0%	4	100.0%	8	100.0%

► Table 2. Total Youth Served by Youth's Case Type

Approved Service Domain (All) --

	STSJP		STSJP-RTA		Total #	Total %
	#	%	#	%		
(blank)	0	0.0%	0	0.0%	0	0.0%
PINS	0	0.0%	0	0.0%	0	0.0%
JD (non-RTA)	4	100.0%	0	0.0%	4	50.0%
JD (RTA)	0	0.0%	1	25.0%	1	12.5%
JO	0	0.0%	0	0.0%	0	0.0%
AO	0	0.0%	3	75.0%	3	37.5%
YO (AO)	0	0.0%	0	0.0%	0	0.0%
YO (Other)	0	0.0%	0	0.0%	0	0.0%
Total	4	100.0%	4	100.0%	8	100.0%



Part II – Program Level Details

4. Please use the table to record the **average length of service (days)** for youth who exited the program between 10/1/2020 and 3/31/2021. Enter zero (0) if not applicable.

Approved Funding	Program Type							
	P	EI	ATD/ATPDP				ATP	R/A
			(PINS)	(JO/JD)	(JD-RTA)	(AO)		
STSJP								
STSJP-RTA								

5. How does the average length of service compare to what you would expect for that service type? For ATD/ATPDP and ATP service types, compare with the average length of stay for youth who were in detention and residential placements during the same time period.

6. Will this program's outcomes meet the PY 2020-2021 projected goals by 9/30/2021?
 Yes (If Yes, skip to section D.) Partially No

7. (a) What outcomes are on track to meet the goals set for PY 2020-2021? (b) How will they be met?

8. (a) What outcomes are not on track to meet the goals set for PY 2020-2021? (b) Please describe any contributing barriers.

9. What changes have been made to overcome the barriers identified in Q8, so that the program can achieve its desired goals for PY 2021-2022?



ATD/ATPDP Program Outcomes Example

► Table 2. Number and Percent of Youth Discharged from ATD/ATPDP Programming

Approved Service Domain	Alternative to Detention/Pre-Dispositional Placement	↕
Youth's Case Type	JD (non-RTA)	↕

	STSJP	STSJP-RTA	Total
Minimum length of service (days)	5	0	5
Maximum length of service (days)	14	0	14
Average length of service (days)	9.00	0.00	9.00

► Table 2. Number and Percent of Youth Discharged from ATD/ATPDP Programming

Approved Service Domain	Alternative to Detention/Pre-Dispositional Placement	↕
Youth's Case Type	JD (RTA)	↕

	STSJP	STSJP-RTA	Total
Minimum length of service (days)	0	10	10
Maximum length of service (days)	0	10	10
Average length of service (days)	0.00	10.00	10.00

► Table 2. Number and Percent of Youth Discharged from ATD/ATPDP Programming

Approved Service Domain	Alternative to Detention/Pre-Dispositional Placement	↕
Youth's Case Type	AO	↕

	STSJP	STSJP-RTA	Total
Minimum length of service (days)	0	26	26
Maximum length of service (days)	0	42	42
Average length of service (days)	0.00	35.33	35.33



ATD/ATPDP Program Outcomes Example

► Table 4f. Outcome: Detention / Jail Admissions (excludes PINS)

Approved Service Domain
Youth's Case Type

Alternative to Detention/Pre-Dispositional Placement
(Multiple Items)

	ST SJP #	%	ST SJP-RTA #	%	Total #	Total %
(blank)	0	0.0%	0	0.0%	0	0.0%
No	3	75.0%	3	75.0%	6	75.0%
Yes	1	25.0%	1	25.0%	2	25.0%
Info Not Collected	0	0.0%	0	0.0%	0	0.0%
Total	4	100.0%	4	100.0%	8	100.0%



Part II – Program Level Details

- D—Program Service Projections for PY 2021-2022
 - Projected number of youth to be served (enter 0 where none) for each service type that program will serve under STSJ and STSJ-RTA.

D. PROGRAM 1 SERVICE PROJECTIONS FOR PY 2021-2022									
1. Please use the table to indicate the projected # youth to be served by the program for PY 2021-2022. Enter zero (0) if not applicable.									
Approved Funding	P	EI	Program Type				ATP	R/A	Total
			ATD/ATPDP						
			(PINS)	(JO/JD)	(JD-RTA)	(AO)			
STSJ									
STSJ-RTA									
Total									

Annual Plan – Part III

Goals

Part III - Goals for PY 2021-2022

- Anticipated outcomes by service type
 - Only complete those goals that correspond to program service types indicated in the Annual Plan Part II - Program Level Details Section.
 - Aligned with state-required goals/outcomes for each service type in biannual data collection
 - Percentage of youth expected to achieve each outcome
 - If the goal is set below 70% for any outcome, please explain.

Part III – Goals for PY 2021-2022

PART III – Goals for PY 2021-2022				
Please set the municipality's goals for its programs to achieve in PY 2021-2022. State-required outcomes have been included with space for you to identify what programs in <i>Part II-Program Details</i> will serve youth within each service domain. Goals are focused by service type and should reflect the percentage of youth expected to achieve the outcome described. Note: Outcomes are only recorded for youth once they have left the program; this may represent a subset of all the youth served during the period. Goals should reflect high, yet realistic, expectations for the programs.				
PREVENTION				
(Programs <input type="checkbox"/> 1 <input type="checkbox"/> 2 <input type="checkbox"/> 3 <input type="checkbox"/> 4 <input type="checkbox"/> 5 <input type="checkbox"/> 6 <input type="checkbox"/> 7 <input type="checkbox"/> 8 <input type="checkbox"/> 9 <input type="checkbox"/> 10 <input type="checkbox"/> 11 <input type="checkbox"/> 12 <input type="checkbox"/> N/A)				
STSJP		STSJP RTA		Outcomes
<input type="checkbox"/>	%	<input type="checkbox"/>	%	of youth will have no PINS referrals during service engagement
<input type="checkbox"/>	%	<input type="checkbox"/>	%	of youth will have no truancies during service engagement
<input type="checkbox"/>	%	<input type="checkbox"/>	%	of youth will have no school suspensions during service engagement
<input type="checkbox"/>	%	<input type="checkbox"/>	%	of youth will have no arrests or probation intakes during service engagement
<input type="checkbox"/>	%	<input type="checkbox"/>	%	of youth will be able to identify at least one accessible, positive adult connection
<input type="checkbox"/>	%	<input type="checkbox"/>	%	of youth will be engaged in at least one positive community activity
<input type="checkbox"/>	%	<input type="checkbox"/>	%	of youth will comply with program rules
<input type="checkbox"/>	%	<input type="checkbox"/>	%	of youth will attend at least 90% of programming
If goal is set below 70% for any outcome please explain: <input type="text"/>				



Part III – Goals for PY 2021-2022

Supervision and Treatment Services for Juveniles Program Monitoring Report																
<i>Reporting Period: 04-01-2020 to 09-30-2020</i>																
<i>Data Source: STSJP County Summary Sheets</i>																
Table 3a. Youth's Program Involvement & Outcomes for Prevention & Early Intervention Programs																
STSJP Funded Programs New York State	Program Type															
	Prevention								Early Intervention							
	Yes		No		Unknown		Total		Yes		No		Unknown		Total	
	#	%	#	%	#	%	#	%	#	%	#	%	#	%	#	%
Program Involvement																
Consistently complied with program rules and standards	453	93%	35	7%	0	0%	488	100%	260	87%	33	11%	6	2%	299	100%
Attended at least 90% of all required program activities ⁷	465	95%	23	5%	0	0%	488	100%	256	86%	37	12%	6	2%	299	100%
Outcomes ⁸																
PINS Referral	17	3%	294	60%	177	36%	488	100%	16	5%	283	95%	0	0%	299	100%
Truancy	70	14%	241	49%	177	36%	488	100%	29	10%	263	88%	7	2%	299	100%
School Suspension	22	5%	289	59%	177	36%	488	100%	7	2%	285	95%	7	2%	299	100%
Successful Adjustment									234	78%	54	18%	11	4%	299	100%
Failure to Appear in Court																
Warrant Issued																
Arrest/Probation Intake	31	6%	280	57%	177	36%	488	100%	27	9%	272	91%	0	0%	299	100%

<https://ocfs.ny.gov/programs/youth/stsjp/planning.php>



Annual Plan – Part IV Funding

STSJP Funding

- Annual STSJP allocation is \$8,376,000, subject to the enacted budget.
- After OCFS approval is granted, municipalities may receive up to 62 percent state reimbursement of the cost of the approved STSJP services and expenditures, up to the municipality's allocation cap.
- Local detention allocations for 2021 may be shifted to STSJP at any time in the program year to enhance a municipality's STSJP programming. Any detention funding shifted to STSJP may be reimbursed at the 62 percent state reimbursement rate for eligible STSJP expenditures.
- Municipalities that have not spent and do not plan to spend their full 2020–2021 STSJP allocation may apply to OCFS for a waiver to roll over any unspent amount for use in the 2021-2022 program year. **Rollover waiver requests are due to OCFS on or before September 1, 2021.**



STSJP-RTA Funding

- The RTA legislation provides
 - eligible municipalities with access to 100 percent state reimbursement for RTA-related expenditures if they meet certain criteria.
- For municipalities to receive RTA-related reimbursements
 - the expenditures must be included in the locality's comprehensive **RTA Plan and**
 - approved by OCFS, the Division of Criminal Justice Services (DCJS) and the New York State Division of Budget (DOB).
- STSJP-RTA funded programs will not be claimed against a county's STSJP allocation.
- The STSJP-RTA programs and associated funding, in both the RTA Plan and the STSJP Annual Plan, must be identical.



PART IV – Funding

- A—Anticipated program expenses and funding distribution
 - Program Name and Service Types
 - STSJP and STSJP-RTA
 - Sum of Program Totals for All Columns



PART IV – Funding

PART IV – FUNDING							
A. ANTICIPATED PROGRAM EXPENSES AND FUNDING DISTRIBUTION							
Program Name and Service Types	STSJP						STSJP-RTA
	Detention Allocation Shifted	Approved Rollover	PY21-22 STSJP Allocation	Total Expenses (100%)	Local Share (38%)	State Share (62%)	State Share (100%)
1 Program A	\$31,510.00	\$30,000.00	\$65,900.00	\$205,500.00	\$78,090.00	\$127,410.00	\$100,000.00
Prevention							
Early Intervention							
ATD/ATPDP	\$7,810.00	\$30,000.00	\$40,000.00	\$125,500.00	\$47,690.00	\$77,810.00	\$100,000.00
ATP	\$23,700.00	\$0.00	\$25,900.00	\$80,000.00	\$30,400.00	\$49,600.00	
Reentry/Aftercare							
Indirect							
2 Program B	\$0.00	\$0.00	\$34,100.00	\$55,000.00	\$20,900.00	\$34,100.00	\$50,000.00
Prevention	\$0.00	\$0.00	\$34,100.00	\$55,000.00	\$20,900.00	\$34,100.00	\$50,000.00
Early Intervention							
ATD/ATPDP							
ATP							
Reentry/Aftercare							
Indirect							
3 Program C	\$58,168.66	\$25,000.00	\$0.00	\$134,143.00	\$50,974.34	\$83,168.66	\$0.00
Prevention							
Early Intervention							
ATD/ATPDP	\$58,168.66	\$25,000.00	\$0.00	\$134,143.00	\$50,974.34	\$83,168.66	\$0.00
ATP							
Reentry/Aftercare							
Indirect							
▶ Sum of Program Totals:	\$89,678.66	\$55,000.00	\$100,000.00	\$394,643.00	\$149,964.34	\$244,678.66	\$150,000.00



PART IV – Funding

- B—STSJP Reimbursement Summary
 - STSJP Allocation Amount
 - Locally Approved Amount of PY 2021-2022 STSJP Allocation
 - Approved Detention Allocation Shifted
 - Approved Rollover Amount
 - Total Approved for **State** Reimbursement (62 percent of total program expenses)

B. STSJP REIMBURSEMENT SUMMARY		
STSJP Allocation Amount	\$100,000.00	
Locally Approved Amount of PY 2021-2022 STSJP Allocation	\$100,000.00	
Approved Detention Allocation Shifted	\$89,678.66	
Approved Rollover Amount	\$55,000.00	
Total Approved for State Reimbursement	\$244,678.66	



PART IV – Funding

- C—STSJP-RTA Reimbursement Summary
 - STSJP-RTA approved plan amount (if not yet approved, requested amount)
 - Total approved for **state** reimbursement (100 percent of total program expenses)

C. STSJP-RTA REIMBURSEMENT SUMMARY	
STSJP-RTA Approved Plan Amount	\$150,000.00
Total Approved for State Reimbursement	\$150,000.00



Annual Plan – Part V Plan Approval

Part V – Plan Approval

- A—Municipality Level Approval
 - Select **Municipality** from drop down list
 - Enter **Name** and **Title** of chief executive/administrative official
 - STSJP lead must enter **User ID, Name** and select **Date**

PART V – PLAN APPROVAL		
A. Municipality Level Approval – Chief Executive / Administrative Official		
As STSJP Lead for Choose an item., I certify that the Chief Executive/Administrative Official, [Name and Title] <input type="text"/> , has reviewed and approved the 2021-2022 STSJP Plan.		
User ID: <input type="text"/>	Print Name: <input type="text"/>	Date: Click here to enter a date.
B. State Level Approval – OCFS Program Reviewer		
As OCFS STSJP reviewer, I certify that I approve of this STSJP plan for Choose an item. for 2021-2022.		
User ID: <input type="text"/>	Print Name: <input type="text"/>	Date: Click here to enter a date.



Annual Plan Review Process

OCFS Review and Revision Process

- OCFS has designated STSJP Annual Plan Reviewers for each municipality.
- The reviewer will be your primary point of contact during the OCFS review process, after your initial submission.
- If you need to update the Annual Plan during the OCFS review process, please use “**STSJP 2021-2022 Annual Plan—[Municipality Name] v[#]**” to indicate the version number.



Required STSJP Data Submissions

Semiannual Data Collection Periods (on or before)

1st data collection period: Oct 1 – March 31 (due May 1)

2nd data collection period: April 1 – Sept 30 (due November 1)

Programs will need to know what service domain(s) under both STSJP and STSJP-RTA their program is targeting per the OCFS-approved STSJP Annual Plan.



Regional Technical Assistance Sessions

REGIONAL TECHNICAL ASSISTANCE SESSIONS

Region 1 - August 20; 9:00 - 10:00 a.m.

Region 2 - August 23; 10:30 - 11:30 a.m.

Region 3 - August 23; 2:30 - 3:30 p.m.

Region 4 - August 24; 1:30 - 2:30 p.m.

Region 5 - August 25; 2:30 - 3:30 p.m.

Region 6 - August 24; 3:00 - 4:00 p.m.



Contact for questions

stsjp@ocfs.ny.gov

